

Share and Share Alike

Purpose: To define “self-concept” and explain the goal of the journey.




Word of the Week—Fairness: To treat others with justice.

Materials Needed Black/whiteboard

Materials Provided “Droid” Visual Aid 71a-4-PK; “Dude” Visual Aid 71b-4-PK; “Mama Amore” Visual Aid 72-4-PK; magnets

Procedure

Teacher Display the “Droid” Visual Aid 71a-4-PK, “Dude” Visual Aid 71b-4-PK, and “Mama Amore” Visual Aid 72-4-PK on the board with magnets, and read the following story using your “Droid, Dude, and Mama Amore voices.”



LEARNING TO SHARE

One day Droid and Dude were playing with a big red ball. It had silver stars on the side and when you rolled it or threw it, the silver would spin. It was exciting. But wouldn't you know it—both boys wanted to play with it. At the same time.

“I want it!” yelled Dude.

“I want it!” yelled Droid.

“It's mine!” said Dude.

“It's mine!” said Droid.

It was a pretty silly argument, and just then Mama Amore stopped by with a game the boys could play while they rocketed through space. The boys stopped fighting.

“Mama Amore,” said Droid. “We only have one ball.”

“And we both want it,” Said Dude.

“Remember what you learned about treating each other with fairness,” said Mama Amore.

“How can we be fair?” they asked. “We both want to play with it at the same time.”

“You could share it,” said Mama Amore.

“How do you share a thing that won’t divide up?” asked Droid.

“Well, you could take turns,” said Mama Amore.

“Or, we could play together,” said Dude.

“Or maybe Mama Amore would buy us another ball and we wouldn’t have to share.”

“Fat chance,” Mama Amore laughed. “You guys can learn to share, or your trip to Mars will be a really long ride.”

Say Learning to share is a very grown up thing to do. If you already know how to share, raise your hand. (*Wait for responses.*) Can you tell me a story about a time when you shared something with someone else? (*Wait for responses.*) What good stories!

Let’s think about sharing a minute. How would you share a red ball? (*Wait for responses.*) That’s right. You could take turns or you could play together. How would you share an apple? (*Wait for responses.*) That’s right. You could divide it up.

Think of a way you could share something on the playground. (*Point to head.*) Then when we go outside you could do that sharing. (*Wiggle sharing.*) The positive action of sharing will make you feel good about yourself. (*Hand over heart.*) Then you will keep making your Happy Circle bigger and better.

Let’s do our finger play. Repeat my words after I say them.

I will share with you my good thoughts. (*Point to head.*)

I will share with you my good words. (*Point to mouth.*)

You are important to me. (*Point at another person, then at yourself.*)

I will share with you. (*Touch the heart.*)

I will share with you my sweet things. (*Cup hands in front of heart.*)

I will share with you my toys. (*Pat hands.*)

You are important to me. (*Point at another person, then at yourself.*)

I will share with you. (*Touch the heart.*)

How do you feel when other children share with you? (*Wait for responses: I feel good.*) How do you about yourself when you share with others? (*Wait for responses: I feel good about myself.*)